

## Before Use

Please fully charge our product before the first use. The charging time is about 2 hours, after it's fully charged, the LED light will stay on.

Please remove piercings or jewelry in the nipple, genital, and other areas before use. Be sure to clean and disinfect the product before use. If you want to use a lubricant please adequately lubricate the product and your private parts with a water-based lubricant.

## Product Specification

Product Name: Minaka

Product No.: CL279B

Material: Silicone, ABS

Size: 79\*34\*34mm, 102\*74\*45mm

Weight: 149g±5g, 102g±5g

Battery Type: Polymer lithium battery

Battery Capacity: 900mAh, 400mAh

Rated Voltage: 3.7V

Charging Time: ≤2H

Working Time: A≥45Min

B≥45Min

Vibration Mode: 10

Thrust Mode: 7

Suction Mode: 10

Heat Mode: 40±4℃

Waterproof Rating: IPX7

## Button Display

(A 机 按键)



Power/Vibration/Thrust/Heat Button

(B 机 按键)



Power/Suction/Vibration



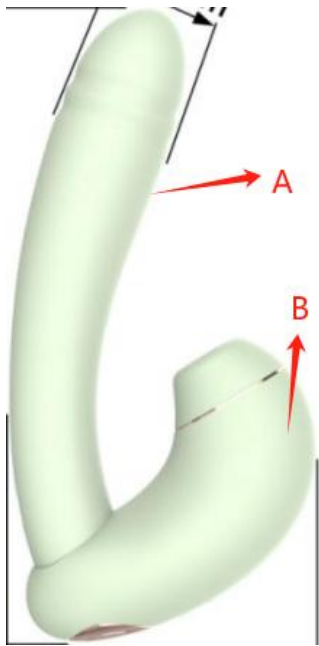
Thrust Button



Heat Button

Magnetic Charging Port


[产品图片 + 按键展示]





(图示 A 机 B 机是哪个)

## How to Use

### A


Press the button "" for 1.5s to turn on/off the power.


Click the button "" to turn on the vibration mode; Click it again to switch 10 different vibration modes.


Double-click the button "" to turn on the thrust mode; Double-click it again to switch 7 different thrust modes.

Triple-click the button "" to turn on/off the heat mode.

## B


Press the button “” for 1.5s to turn on/off the power.


Click the button “” to turn on the suction mode; Click it again to switch 10 different suction modes. Double-click it to pause.

Click the button “” to turn on /off the heat mode.

## A+B


### On/Off

Press the button “” for 1.5s to turn on/off the power of A.


Press the button “” for 1.5s to turn on/off the power of B.

\*They will automatically connect when they are both on, and B can remote A.


### Thrust Mode

Click the button “” to turn on the thrust mode (A); Click it again to switch 7 different Thrust modes. Double-click it to pause.

### Vibration & Suction Mode

Click the button “” to turn on the vibration mode (A) and suction mode (B) together; Click it again to switch 10 different vibration modes and 10 suction modes. Double-click it to pause; click it to resume.

### Heat Mode

Click the button “” to turn on /off the heat mode (A&B).

### APP Remote Control

Turn on your phone's Bluetooth and connect the product to the “BEYOURLOVER”APP for remote control.

\*A and B can be connected to the app simultaneously (LED flashes 3 times). A can connect to the APP independently. B cannot connect to the APP on its own.

(The APP can be downloaded by scanning the QR code attached or by searching for “BEYOURLOVER” in your app store.)

[二维码图片]

### LED Display

Working	LED remains on
Low battery	LED flashes
Charging	LED flashes
Fully Charged	LED remains on

\*When the heat mode is on, the LED will flash.

### 【Usage Instructions】

Before using this product, please read this instruction manual thoroughly and understand the usage precautions, product features, and methods to ensure correct and safe use. Additionally, keep this manual in a safe place for future reference.

- Clean the product thoroughly before use with a water-based lubricant.
- If not used for a long time, clean it well and store it away from direct sunlight, high temperatures, and high humidity.

### 【Charging】

- Always use a standard charging AC adapter and the included charging cable. The fast-charging adapter may cause the built-in battery to deteriorate or fail to charge fully.
- Make sure the connection part does not get wet during charging.
- Ensure the charging time does not exceed 12 hours and monitor the charging process closely.
- Do not use the product while charging.

### 【Maintenance】

This product complies with the international waterproof standard and can withstand high-pressure water flow from any angle. Submerging it in water may cause malfunction. Wipe off any moisture and dry it completely after rinsing.

- If not used for a long time, store it away from high humidity and direct sunlight.
- Before the first time or after a long period of non-use, make sure to charge it once fully.

### 【Warning】

- As this is an adult product, keep it out of reach of children.
- If you experience skin allergies or discomfort while using the product, stop using it immediately and consult a doctor if necessary.
- If you find any malfunction or abnormal behavior, stop using it immediately and turn off the power.

### 【Disposal】

- This product contains a lithium-polymer battery. Do not dispose of it as household waste. When disposing, remove the battery and follow the disposal methods prescribed by your local authorities.